



BCC One Path

Because your time online shouldn't be spent clicking "forgot password" links

Bronco ID (e.g. firstName.lastName)

Password

[First time user?](#) | [Forgot Password?](#)

[Log in](#)

Students, Faculty and Staff Guide for One Path

Office of Information Technology

Version 1.4 -
9/28/16

Disclaimer

Links to applications available through the College's Single Sign On solution, One Path, may bring visitors to sites that are not within the domain of the College and outside the control of the College or the University (i.e. Twitter, Instagram, LinkedIn, etc.). These links are provided for the convenience of visitors only. Bronx Community College is not responsible for the safety, privacy practices, activities, or content of such sites. Bronx Community College does not guarantee, approve, or endorse the information available on these sites, and unless expressly disclosed otherwise, does not have any affiliation with the sites' owners or operators.

Security and One Path

There are some concerns you need to be aware of if you are using One Path on a shared computer, such as those in public computer labs or the Library. Since you authorized and granted access to a Single Sign-On service, you will also be granted access to all the SSO services without additional login prompts until you quit out of the web browser. The easiest way to protect your information is to log out One Path when you are done working. If you are stepping away from your computer, we recommend locking your screen while away.

What is One Path?

Because your time online shouldn't be spent clicking "forgot password" links, the Office of Information Technology has implemented **One Path**, a brand new campus-based Single-Sign-On system (SSO) for BCC Students, Faculty and Staff. This tool solves the problem of having to remember several passwords required to login to CUNY and BCC applications. One Path allows you to login with your Bronco ID and access multiple CUNY/BCC systems such as email, CUNYFirst, OSSES and many more within a single browser session. Using this authentication process, once you successfully authenticate, you will not be prompted to enter a user name or password again.

First Time Users

1. Go to <https://bronco.sso.bcc.cuny.edu>
2. Once you have landed on the One Path Login page, you will be prompted to enter your Bronco ID user name and password. To login, use your Bronco ID credentials in this format:
 - **Username:** Your BCC email address (e.g. john.doe@bcc.cuny.edu ; john.doe@stu.bcc.cuny.edu)
 - **Password:** Enter your current Bronco ID password (email password). If you need to change your Bronco ID password, visit the [Self-Service Account Management](#) page.



3. Upon successful login to One Path, you will be directed to your home page.

BRONX COMMUNITY COLLEGE BCC One Path Application Portal Navigate Help Logout

Account Management

- Password Wallet**
Click here to store and manage your passwords in one convenient location.

My BCC Apps

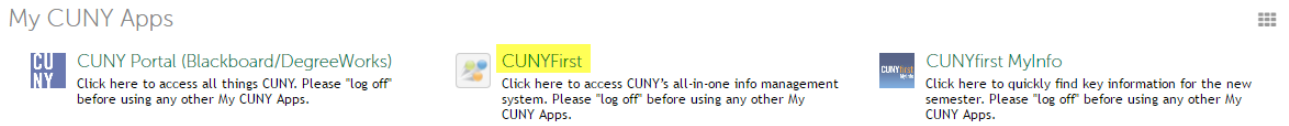
- Email**
Click here to access your BCC email and calendar.
- OSSES**
Click here to access BCC's academic e-services.
- ePortfolio**
Click here to showcase your skills, experiences, accomplishments, and much more.
- Duplicating Requests**
Click here to submit a mass printing request to Duplicating Services.
- IT Service Request**
Click here to get IT help.
- Physical Plant Services Requests**
Heating, ventilating, air conditioning, electrical repair and much more. Click here to submit a work order.
- Campus Event Registration**
Click here to register to an open event.
- TutorTrac**
Click here to schedule and manage a tutoring appointment.

My CUNY Apps

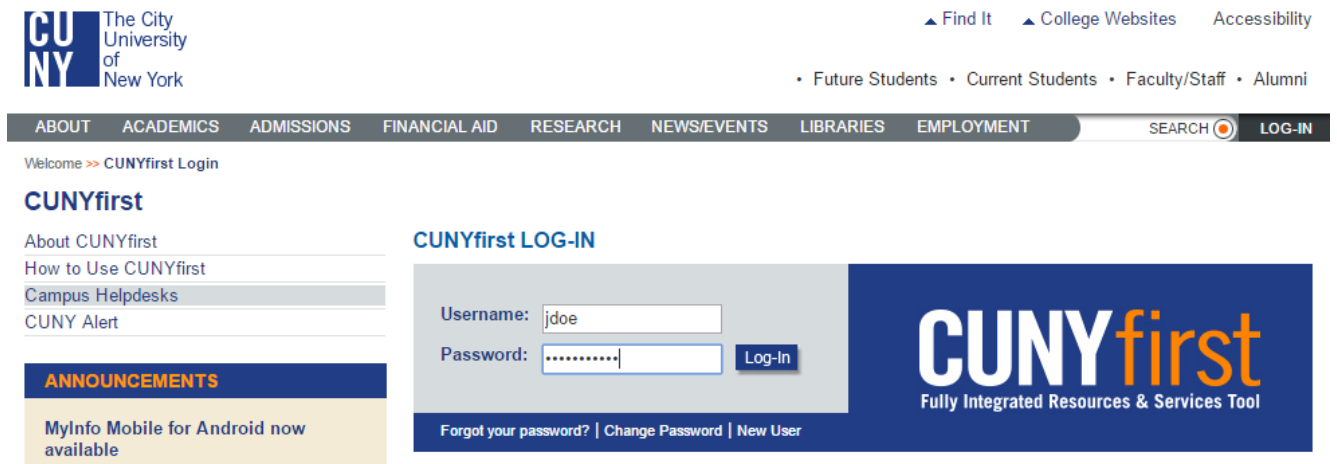
- CUNY Portal (Blackboard/DegreeWorks)**
Click here to access all things CUNY. Please "log off" before using any other My CUNY Apps.
- CUNYFirst**
Click here to access CUNY's all-in-one info management system. Please "log off" before using any other My CUNY Apps.
- CUNYfirst MyInfo**
Click here to quickly find key information for the new semester. Please "log off" before using any other My CUNY Apps.

Based on your role (Student, Faculty or Staff), you will be presented with different applications.

4. Because this is your first time using One Path, you will need to configure the system based on your preferences. For instance, to access CUNYfirst, simply click on the CUNYfirst icon in the “My CUNY Apps” section:

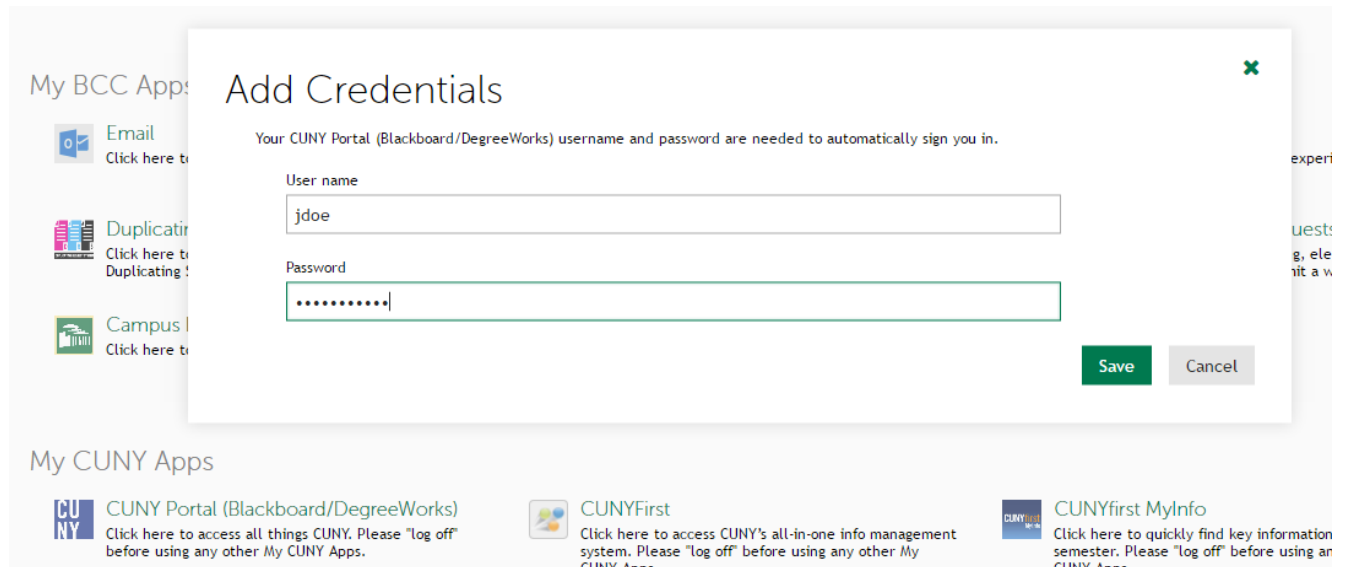


Enter your CUNYfirst login credentials and hit enter or click on Log-In:



Your credentials are now saved. Next time, when you login to CUNYfirst by using One Path, you won't have to enter your username and password again.

To access BlackBoard or Degreeworks, simply click on the CUNY Portal icon in the “My CUNY Apps” section, enter your CUNY Portal login credentials and hit Save:



Moving forward, you won't be asked for your CUNY Portal credentials again.

Password Management for CUNYfirst, CUNY Portal, CUNY MyInfo and Student Email

For CUNYfirst, CUNY Portal, CUNY MyInfo and Student Email, you will need to go to the sources system (i.e. CUNYfirst) when your password expires. Then, edit/change your password with in the One Path application as well. If you do not edit/change your password in One Path and update the application with the new password, the authentication will fail. At this point, you must put in your new password and it will automatically update your password wallet. Without editing/changing your password within One Path, your configured apps will not work.

Follow the steps below to edit your password.

1. Click on the Password Wallet icon in the “Account Management” section

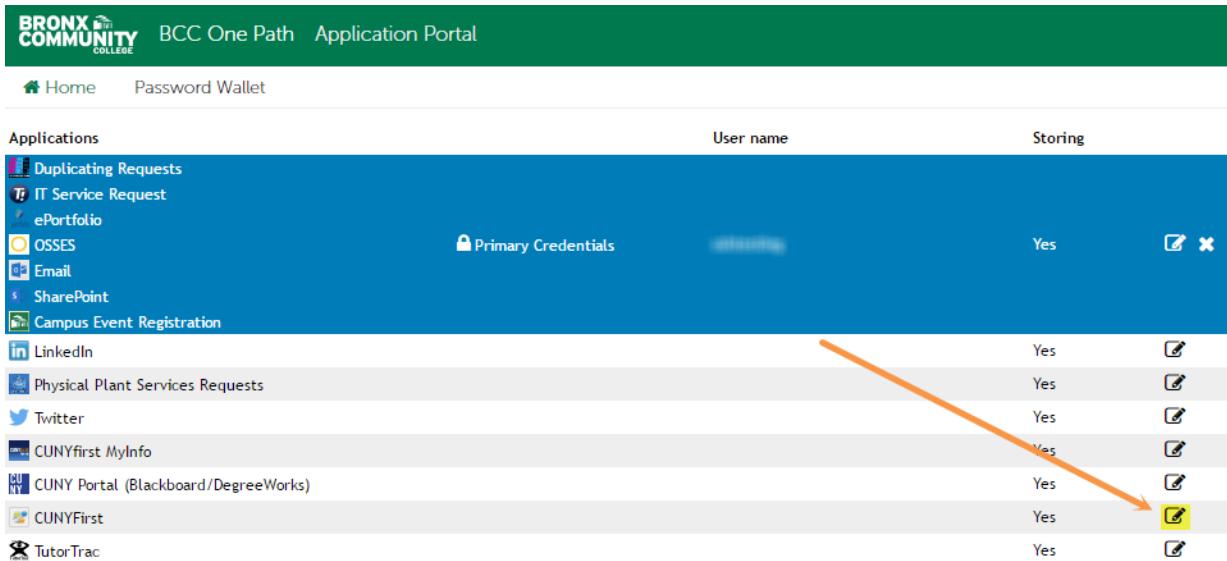
Account Management



Password Wallet

Click here to store and manage your passwords in one convenient location.

2. Click on the edit button to change your password



3. Enter your new/updated credential and click "Save"

The screenshot shows the 'Edit' form for the 'CUNYFirst' credential. The form is titled 'Password Wallet' and includes the text 'Manage your credentials for: CUNYFirst'. It contains two input fields: 'User name' with the value 'john.doe34' and 'Password' with masked characters. There is an unchecked checkbox labeled 'Do not store my credentials'. At the bottom right, there are 'Save' and 'Cancel' buttons.

BCC One Path

Home Password Wallet Edit

Password Wallet

Manage your credentials for: CUNYFirst

User name
john.doe34

Password
●●●●●●

Do not store my credentials

Save Cancel

If you have any questions about One Path, please contact the Technology Service Center at tsc@bcc.cuny.edu or 718.289.5970