

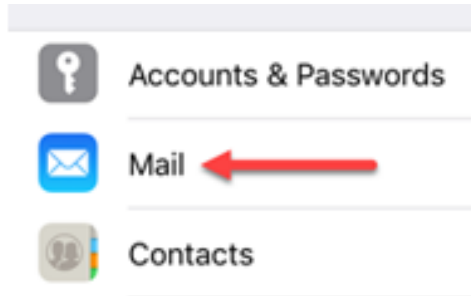
How to Setup your Email Signature Line

iPhone – Configuration

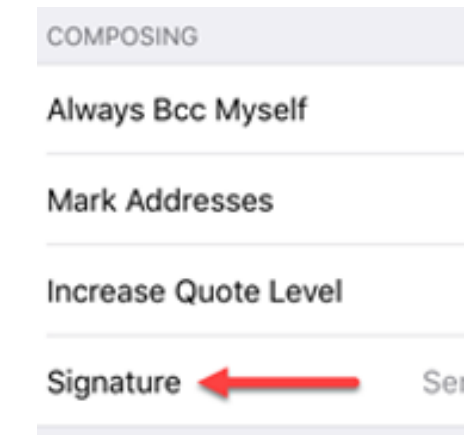
1. Open Settings




2. Select **Mail**



3. Select **Signature**



4. Type in the content for the signature



Note: if you have more than one email account, you will need to setup different signature lines.

Type the content for the signature line|